

GP

29.0*12.6*20.6mm

Product Features

- ◆ Slim type and small occupying area can offer high density P.C.B. technique.
- ◆ Employment of suitable plastic materials to be applied to high temperature and various chemical solution.
- ◆ Switching capacity up to 16A.
- ◆ Switching capacity by 5A/8A available with 2 groups of contact forms.

Contact Rating

Contact Form	1A:SPSTNO; 2A:DPSTNO; 1C:SPDT(B-M); 2C:DPDT(B-M)		
Contact Material	AgCdO AgSnO ₂		
Contact Load Capacity	Contact Form	1A、1C	2A、2C
	Resistive Load	16A/250VAC,30VDC	5A/250VAC,30VDC
Switching Power Max.	Resistive Load	4000VA 480W	
Switching Voltage Max.	30VDC 250VAC		
Switching Current Max.	16A		
Contact Resistance Max.	≤100mΩ		
Life expectancy	Electrical	10 ⁵	
	Machanical	10 ⁷	

Coil Rating (20°C)

Rated Coil Voltage (VDC)	Coil Voltage (VDC) Max.	Pick up (VDC) Max.	Drop out (VDC) Max.	Coil Resistance (1±10%)Ω	Power (W)	Operate Time (ms)	Release Time (ms)
5	6.5	4.0	0.25	47 / 36	0.54 / 0.72	≤15	≤5
6	7.8	4.8	0.30	68 / 50			
9	11.7	7.2	0.45	155 / 115			
12	15.6	9.6	0.60	270 / 200			
24	31.2	19.2	1.20	1100 / 820			
48	62.4	38.4	2.40	4400 / 3300			

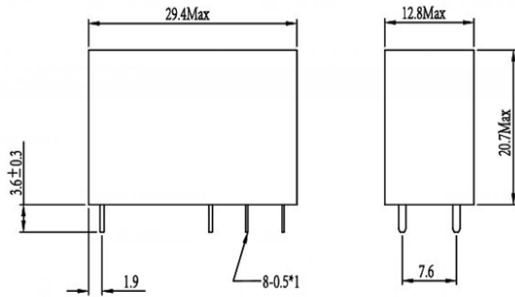
Technical Rating		
Insulation Resistance	Min.1000MΩ(500VDC)	IEC 60255-5
Dielectric Strength		
Between Contacts	50Hz 1000V	IEC 60255-5
Between Contact Groups	50Hz 2500V	
Between Coil&Contact	50Hz 5000V	IEC 60255-5
Shock Resistance	10G 11ms	IEC 68-2-27 test Ea
Vibration Resistance	10Hz~50Hz double amplitude 1.5mm	
Leading-out Terminal Strength	10N	
Weldability	(235±2)°C , (10±0.5)s	
Ambient Temperature	- 40°C ~85°C	
Relative Humidity	85% (at 40°C)	
Weight	Approx.13g	

Designation
<u>GP</u> — <u>12VDC</u> — <u>1C</u> — <u>54</u> 1 2 3 4
1. Model: GP 2. Coil Voltage: DC:5V,6V,9V,12V,24V,48V 3. Contact Form: 1A:SPSTNO; 2A:DPSTNO; 1C:SPDT(B-M); 2C:DPDT(B-M) 4. Coil Power Consumption: 54:0.54W; 72: 0.72W

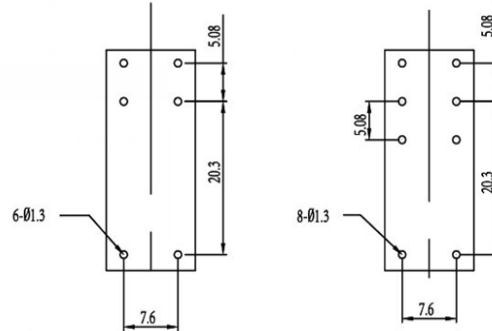
Dimensions

Unit: mm

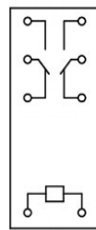
Outline Dimensions



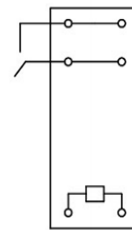
Bottom View Layout



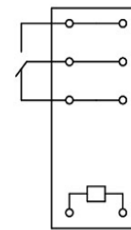
2A



2C



1A



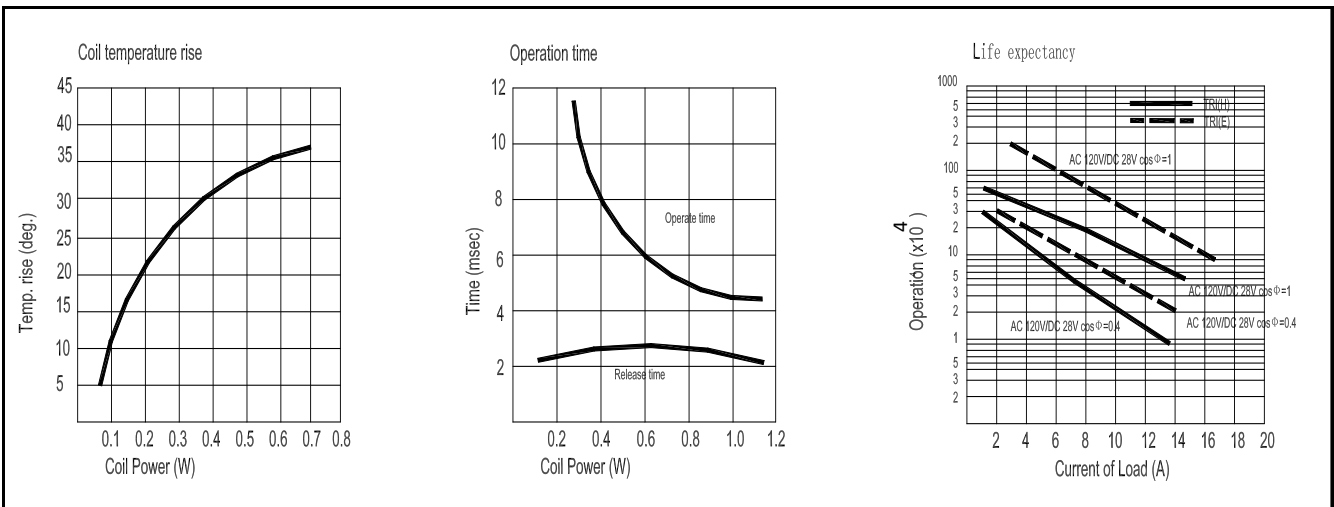
1C

Wiring Diagram(Bottom View)

Note:1.Unit mm

2.Dimensions for reference only.

Engineering Data



Note:All specifications are for customers' reference only.Please contact us for any special requirements.